



The New Miraj Education Society's

Kanya Mahavidyalaya, Miraj

Energy Audit Report



Prepared by
**Department of Environmental Science,
Shivaji University, Kolhapur- 416004**

2021-22



Chief Editor

Dr. (Mrs.) Aasawari S. Jadhav

Editor

Ms. Sanjivani T. Chougale

Field Team

Dr. (Mrs.) Pallavi R. Bhosale

Ms. Priya R. Vasagadekar

Mr. Chetan S. Bhosale

Ms. Sanjivani T. Chougale

Ms. Prajkta S. Sarkale

.....

Prepared by
Department of Environmental Science,
Shivaji University, Kolhapur.



Ref. No. :

Date :

Principal's Message



The Institute realizing the need of Green, Energy and Environment Audit for Environment friendly campus is serious for the assessment of the campus for such audits. In the Globalized world, many environmental issues have to face and it has become our prime duty to protect the earth from all types' pollutions.

Our institute has framed the 'Eco-Friendly Campus Cell' which takes initiatives to keep the environment of the campus clean and green. Under the guidance of this cell our departments of N.S.S. and N.C.C. organize cleanliness drive regularly. Similarly, various programmes are organized for our students to increase awareness about environment protection and sustainability. The institute has set up Rain-Harvesting and Compost Fertilizer project for waste management.

The roll of HEI institutes in Environment Sustainability is crucial today. Hence our institute not only takes efforts inside the campus but also outside the campus for eco-friendly activities. The collection of e-waste is also done to increase the awareness of society about the dangers of e-waste and plastic.


Along with this programmes, the record is maintained to assess the environmental performance of our institution and to find out solutions for eco-friendly campus. All the programmes are in relation to the objectives to improve the environmental conditions in and around the institute.

So, I am happy that our institution is conducting these audits very keenly under the guidance of a team from the Shivaji University, Kolhapur. It certainly helps us to act in response to the environmental issues in future.

Thank you,

Place: Miraj
Date:11/05/2022




Acting Principal
Kanya Mahavidyalaya, Miraj.
Dr. Sharwari Sharad Kulkarni



SHIVAJI UNIVERSITY, KOLHAPUR
DEPARTMENT OF ENVIRONMENTAL SCIENCE

Vidyanagar, KOLHAPUR - 416 004, Maharashtra, India

Tel. : 0231-2609333 / 9304, Gram: "UNISHIVAJI"

Fax : 0091-0231-2691533/2333

E-mail : envsc@unishivaji.ac.in

Ref. No./SUK/ENV

Date: 20/5/2022

Certificate

This is to certify that the Department of Environmental Science, Shivaji University, Kolhapur has conducted detailed "Energy Audit" of "The New Miraj Education Society's Kanya Mahavidyalaya, Miraj " during the academic year 2021-2022. The Energy audit was conducted in accordance with the applicable standards prescribed by 'Bureau of Energy Efficiency, Government of India'. Their audit involve code compliance, operations, maintenance, occupancy, and building systems etc and gives an 'Energy Management Plan', which the institute can follow to minimize impact on the institutional working framework. The analysis was based on a review of the rules governing energy efficiency and conservation, on data analysis, and on the findings of survey with key personnel in the campus's administrative management. The performance of college was found to have good quality even though some important aspects like increasing the use of solar energy and energy efficient equipments are to be considered seriously. In an opinion and to the best of our information and according to the information given to us, said Energy audit gives a true and fair view in conformity with energy auditing principles accepted in India.



A. Adhavi
Head

Dr. (Mrs.) Aasawari Jadhav
V.C. Head & Assistant Professor
Department of Environmental Science
Shivaji University, Kolhapur

Index

Sr. No.	Contents
1.	Introduction
1.1	Energy Audit, a Tool for Environmental Protection and Conservation
1.2	Need for an Energy
1.3	Aims and Objectives of an Energy Audit
1.4	Benefits of an Energy Audit
2.	Methodology
2.1	Background of Energy Audit preparation
2.2	Survey by Questionnaire
2.3	Onsite visit and observations
2.4	Data analysis and final report preparation
3.	Energy Audit
4.	Key Observations

List of Tables

Table No. 3.1	Energy consumed per annum by major instruments in all the departments and Administrative room of college
Table No. 3.2	Electronic Appliances and their energy consumption (kWh/Annum) at all departments, Computer Laboratories and Administrative room in the college
Table No. 3.1	Number of fluorescent tubes, bulbs and fans and their energy consumption (kWh/ Annum) at all departments in the college

List of Graphs

Graph No. 3.1	Energy consumed per annum by major instruments at all departments and Administrative room in the college
Graph No. 3.2	Electronic Appliances and their energy consumption (kWh/Annum) at all departments, Computer Laboratories and Administrative room in the college.
Graph No.3.3	Number of fluorescent Tubes, bulbs and fans and their energy Consumption (KWh/ Annum) at all departments in the college

Chapter I

Introduction

1.1 Energy Audit, a Tool for Environmental Protection and Conservation

An energy audit is a survey that looks at how an organization uses its energy and looks for ways to conserve it. It refers to a method or system designed to lower the organization's energy consumption without lowering output. The audit offers recommendations for additional strategies and techniques for maximizing energy savings. Traditionally, fossil fuels, water, and wind have been used to produce electrical energy. The abundance of fossil fuels and their rates of depletion reinforce the need for alternative energy sources and electric energy conservation. Offering goods or services at the lowest cost and with the least degree of environmental damage is often the main goal of an energy audit and the control of energy consumption (Backlund and Thollander, 2015). Energy audits are required to identify areas for improvement, cost-saving opportunities, understand how fuel is used, where waste occurs, and identify potential savings.

An energy audit is suggested and carried out to ensure that energy-saving methods are adopted and followed in educational institutions and industrial sectors in a sustainable manner. The audit process includes the creation and completion of a questionnaire, a physical inspection of the campus, the observation and analysis of paperwork, key person interviews, data analysis, measurements, and suggestions. Energy audits consider a variety of information, such as potential energy savings, energy management, alternative research, etc. In 2010 (Cabrera *et al.*), given these details, the audit's specific goals were to evaluate the departments' adherence to relevant laws, policies, and standards, as well as the effectiveness of the sustainability management and control system. It has the ability to have a major impact on both the environmental impact and the organization's operational costs (Singh *et al.*, 2012).

The Energy Conservation Building Code (ECBC), introduced in 2017, establishes minimal standards for the design and construction of energy-efficient buildings throughout India. Additionally, it offers two extra sets of incremental specifications that buildings must meet in order to reach higher than necessary levels of energy efficiency (Gnanamangai *et al.*, 2021). In an effort to adopt energy-saving procedures in an organisation, the Bureau of Energy Efficiency (BEE) was established in 2002. Affixed to manufactured goods, energy-efficiency labels provide information on the products' energy efficiency (Ingle, 2014). In order to speed up energy efficiency efforts, BEE has created a system for labelling buildings' energy efficiency that corresponds with their star ratings. The BEE Star Rating Scheme is

based on the real performance of the building and equipment in terms of specific energy usage, or "Energy Performance Indicator," by using star ratings to designate products that will be helpful for energy savings in a sustainable manner (Mishra and Patel, 2016).

Maintaining focus on energy price changes, energy supply availability and efficiency, choosing a suitable energy mix, identifying energy-saving technology, retrofitting for energy-saving equipment, and other issues is made easier with the help of energy audit programs. In general, an energy audit procedure focuses on implementing conservation concepts by providing technically feasible solutions within a set time frame while also considering organizational, financial, and other challenges (Asnani and Bhawana, 2015). It also covered finding ways to save money by lowering operating costs or the amount of energy used for every unit of output. It acts as a "benchmark" (reference point) for energy management in the business to design more energy-efficient use all around (Cabrera *et al.*, 2010).

1.2. Need for an Energy

Audit Energy (both electrical and thermal), labor, and materials are frequently determined to be the top three running costs in every organization. In each of the aforementioned components, energy would invariably rank as the highest manageable cost or potential cost saver, making the function of managing energy a significant area for cost cutting. Understanding how energy and fuel are used in various industries will be made easier with the aid of an energy audit, which will also point up potential wasteful practices and areas for development. The energy audit would provide a helpful direction for programs that are essential for production and utility activities, such as reducing energy costs, preventative maintenance, and quality control. Such an audit program will assist in maintaining focus on variations in energy costs, the availability and dependability of the energy supply, choosing the right energy mix, identifying energy-saving technology, retrofitting for energy-saving equipment, etc. Energy audits often involve providing technically feasible solutions with economic and other organizational concerns within a given time limit in order to make conservation ideas a reality. Finding solutions to cut operational expenses or energy usage per unit of output is the main goal of an energy audit. An energy audit serves as a "benchmark" (Reference point) for managing energy inside a business and also serves as the foundation for developing plans for a more efficient use of energy across the board.

The idea of an eco-campus primarily focuses on sustainable energy consumption and conservation, as well as chances for savings. Additionally, it emphasizes reducing carbon emissions, calculating carbon footprints, purchasing energy-efficient equipment for cost-

effective and secure energy supply, promoting and enhancing energy conservation in all buildings, lowering the organization's energy use, lowering waste sent to landfills, and incorporating environmental considerations into all agreements and services deemed to have a significant environmental impact.

Studying auditing for energy management in terms of energy savings and opportunities is possible. Despite the fact that energy is generally invisible, we can observe its effects in the form of heat, light, and power, so we know it exists in wire, pipes, and other non-living elements. Energy use, energy sources, energy monitoring, illumination, vehicle movement, electrical and electronic appliances, and transportation are all covered by this indication. Energy use is undoubtedly a crucial component of campus sustainability; thus, its inclusion in the assessment doesn't call for any justification. While energy is heavily consumed, opportunities for energy conservation may be considered. An energy-efficient light-emitting diode (LED) uses less than 10 W compared to an old incandescent (tungsten) bulb, which shows a good trend toward energy savings. The three ways to reduce energy use that are related to environmental degradation are covered by energy auditing. Following an audit, ideas and recommendations may be made, which are then helpful for reducing energy use. Any organization that cares about the environment must therefore regularly use both internal and external auditors to review its energy usage procedures.

Any organization's energy management strategy depends heavily on the conduct of energy audits, utilizing both internal and external energy auditors. In order to find better ways to control the environment's influence, it is necessary to quantify the impact of energy potential within a business. Measurements of the carbon footprint within the organization based on the quantity of carbon emissions produced by the electrical appliances, vehicles, and human population may be attempted in addition to the audits of the organization's water, liquid, and solid wastes, biomedical and electronic wastes, energy potential, and biodiversity. It calculates the amount of carbon dioxide equivalents inhaled by the company that performs carbon accounting. It is important to understand how much the company is doing in terms of energy management to support sustainable development. Therefore, it is advised that stakeholders measure each organization's carbon footprint in order to help keep the campus environmentally friendly.

1.3. Aims and Objectives of an Energy Audit

An effective technique for creating and implementing an organization's complete energy management plan is an energy audit. A systematic identification of energy efficiency,

conservation, and savings opportunities at the audit sites' premises is the goal of an energy audit. The auditing procedure is performed in accordance with the following.

- Examining the energy-saving opportunities and steps taken at the audit sites.
- Identification of new energy-saving options and other conservation strategies.
- Implementing alternative energy sources can help with energy management decision-making and energy-saving opportunities.
- Supplying technical details on how to create an energy balance as well as advice on where to go for it for specific applications.
- Analysis of the campus' most recent electricity bill in detail, awareness of the pricing plan offered by the State Electricity Board and the central government, and detailed calculations of energy consumption.
- List the different ways that energy is used, including electricity, LPG, firewood, gasoline, diesel, and electric stoves, kettles, and microwaves.
- Analysis of the last two to three years' worth of energy bills, the last years' worth of LPG cylinder purchases, and the cost of water used for human consumption and plant watering.
- Use of installed laboratory equipment and instruments, incandescent (tungsten) and CFL lighting, fans, air conditioners, cooling devices, heaters, computers, photo copiers, inverters, generators, and cooling apparatus.
- In the organization, alternative or unconventional energy sources are used or installed (photovoltaic cells for solar energy, windmill, energy efficient stoves, Biogas, etc.).

1.4. Benefits of an Energy Audit

➤ Reduced costs of energy

The most obvious advantage is that the Organization will spend less money on energy costs the less energy it consumes.

➤ Identify problems

An energy audit can identify any potential problems with the equipment. The auditor might, for instance, discover tiny leaks in the pressurized air system. If these leaks go unnoticed, they could end up costing a lot of money. Additionally, auditors can spot harmful health threats, including carbon monoxide emissions from defectively vented equipment. The company will be able to quickly rectify these kinds of problems with a routine energy audit, ensuring the workers' health and safety.

➤ Enhanced employee comfort

The organization might learn of modifications made to the insulation and air sealing during the audit. The completion of these improvements will contribute to the creation of a more dependable and efficiently heated or cooled workspace for the employees. Because more contented workers are typically more productive, the organization will not only save money on energy but also potentially enhance general health.

➤ Specific recommendations

Discovering new energy-efficient devices can be made easier by working with an energy specialist. The expert will create a customized plan and suggest the upgrades that would provide the highest ROI. These could consist of modernized lighting systems, a fresh HVAC system, weatherization techniques like air sealing and insulation, and more. Many of the ideas will pay for themselves quickly with drastically lower energy costs, even though others may have a hefty upfront cost.

➤ Promote environmental concern

The organization will demonstrate to its clients and staff that it cares about the environment by making efforts to become more energy efficient.

➤ Rising property value

Making a facility more energy efficient in accordance with an energy auditor's suggestions could also raise its market value. An increased home value is a result of things like solar panels, high-efficiency LED lighting, and weatherization measures.

➤ Extended equipment life

For optimal energy savings, an energy auditor might advise updating part of the equipment. If the organization decides to modernize, it can anticipate long-lasting equipment as well as energy cost savings. This is because newer, more energy-efficient equipment doesn't need to work as hard to give the same level of performance as older, out-of-date devices.

➤ Energy audit assessment

Energy audits will assess the organization "as a whole," with the objective being to consider a variety of potential alternatives rather than just one or two specific initiatives (electrical, mechanical, envelope, and water).

➤ Energy audit possibilities

In addition to informing on opportunities, the audit will provide information with a financial analysis. Prioritization based on monetary gain and return on investment will then be possible. It gives technical details about the suggested energy-saving measures.

➤ Analysis of the energy audit's quality

A high-quality audit will utilize statistical techniques to analyse previous energy use and identify potential problems. To better comprehend the environmental advantages of the decisions, provide information with emissions analysis. Recognize where your energy goes and what needs the most of your attention. Provide benchmark data so that we can compare our energy consumption to that of others.

Chapter II

Methodology

2.1 Background of the New Miraj Education Society's Kanya Mahavidyalaya, Miraj Energy Audit preparation:

Considering all this situation and adding national holidays in the total closed days, the audit process was carried out in three phases. For preparation of audit, the earlier data was compared with the present. At first, all the secondary data required for the study was collected from various sources, like concerned departments. A broad reference work was carried out to clear the idea of Energy Auditing. Different case studies and methodologies were studied and the following methodology was adopted for present audit. The methodology of present study is based on onsite visits, the personal observations and questionnaires survey tool. Initially, based on data requirement, sets of questionnaires were prepared. The surveyors then visited all the departments of the college and the questionnaires were filled. The generated data is subsequently gathered through various sections of college and used for further analysis. From the outcome of the overall study, a final report is prepared.

- Energy Auditing Process
- Planning
- Choosing audit team
- Inspecting site/ Collection of data
- Analyzing results of audit
- Evaluating audit

2.2 Survey by Questionnaire:

Baseline data for Energy Audit report preparation was collected by questionnaire survey method. Questionnaires prepared to conduct the Energy Audit in the college campus is based on the guidelines, rules, acts and formats prepared by Ministry of Environment, Forest and Climate Change, New Delhi, Central Pollution Control Board and other statutory organizations. Most of the guidelines and formats are based on broad aspects and some of the issues or formats were not applicable for college campus. Therefore, using these guidelines and formats, combinations, modifications and restructuring was done and sets of questionnaires were prepared for energy audit. All the questionnaires comprise of group of modules. The first module is related to the general information of the concerned department, which broadly includes name of the department, month and year, total number of students and employees, visitors of the department, average working days and office timings etc. The next module is related to the present consumption of resources energy. There are possibilities

of loss of resources like water, energy due to improper maintenances and assessment of this kind of probability is necessary in Energy Audit. One separate module is based on the questions related to this aspect. Another module is related to maintaining records, like records energy bill, equipment warranty specification, etc. For better convenience of the surveyor, some statistics like, basic energy consumption characteristics for electrical equipment etc. was provided with the questionnaires itself.

2.3. Onsite visit and observations:

The New Miraj Education Society's Kanya Mahavidyalaya, Miraj has vast built up area comprising of various departments, administrative building, teachers, sports complex and health centre. All these amenities have different kind of infrastructure as per their requirement. All these buildings were visited by the surveyors and the present condition is checked with the help of the questionnaires. Personal observations were made during the onsite visit. All the amenities were clubbed in as per their similarities and differences, which makes the survey and further analysis easier.

After collection of secondary data, the reviews related to each environmental factor were taken by the energy audit team. The data was tabulated, analyzed and graphs were prepared using computer. Depending upon the observations and data collected, interpretations were made. The lacunas and good practices were documented. The Energy Management Plan (EMP) was prepared for the next academic year in order to have better environmental sensitization. Finally, all the information was compiled in the form of energy Audit Report.

2.4 Data analysis and final report preparation:

A proper analysis and presentation of data produced from work is a vital element. In case of Energy Audit, the filled questionnaires of the survey from each group, were tabulated as per their modules, in Excel spreadsheets. The tabulated data is then used for further analysis. For better understanding of the results and to avoid complications, averages and percentages of the tables were calculated. Graphical representation of these results was made to give a quick idea of the status. Interpretation of the overall outcomes was made which incorporates all the primary and secondary data, references and interrelations within. Final report preparation was done using this interpretation.

Chapter III

Observation and Result

3. Electricity and energy audit:

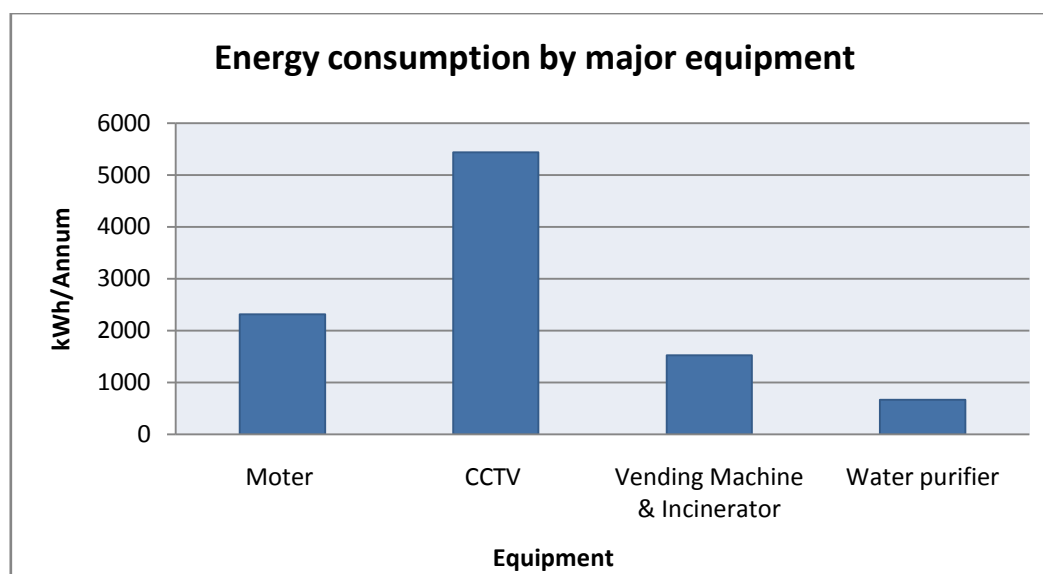
An energy source utilized by all the departments, support services of The New Miraj Education Society's Kanya Mahavidyalaya, Miraj campus includes electricity and liquid petroleum. Major use of the energy is at office, classroom, and canteen, for lighting, transportation, cooking and equipments. Electricity is supplied to the college campus by Maharashtra State Electricity Board.

3.1 Energy consumption:

Electricity is utilized at all departments like Administrative building, Arts and Commerce department has several types of Electronic Appliances are used in computer laboratory. The calculations are based on the data provided by the college and actual observations taken at the site. The collected data shows all departments in the college have maximum number of major energy consuming equipments and energy consumption is 9,939.9 kWh/ Annum.

Table No.3.1: Energy consumed per annum by major instruments in all the departments and Administrative room of college

Sr.No.	Equipment	Number	kWh/Annum
1	Moter	2	2,312
2	CCTV	10	5,440
3	Vending Machine & Incinerator	2	1,523.2
4	Water purifier	1	664.7
	Total	15	9,939.9



Graph No.3.1: Energy consumed per annum by major instruments at all departments and Administrative room in the college

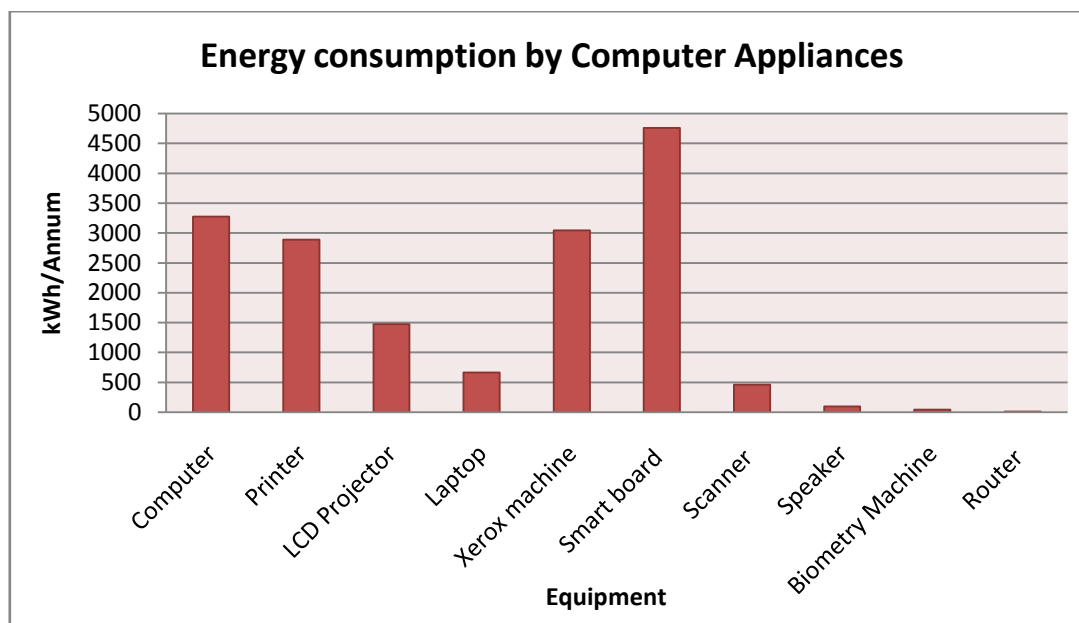
Major energy consuming equipment's at all departments consume total electricity i.e. 9,939.9 kWh/Annum. As major energy consuming equipments, number of CCTV is (10) than other equipment's and hence, energy consumed by major energy consuming equipments is also maximum i.e. 5,440 kWh/ Annum. During the analyses, it is observed that number of Moter is 2 and it consumes energy i.e. 2,312 kWh/ Annum. Followed by Vending Machine & Incinerator 1,523 kWh/Annum, Water purifier 664.7 kWh/Annum, respectively.

Similarly, to analyse the electricity consumption of office equipment's computers, printers, laptops were also considered for the calculation.

Table No. 3.2: Electronic Appliances and their energy consumption (kWh/Annum) at all departments, Computer Laboratories and Administrative room in the college

Sr. No.	Equipment	Number	kWh/Annum
1	Computer	22	3,272.5
2	Printer	10	2,890
3	LCD Projector	3	1,473.9
4	Laptop	10	666.4
5	Xerox machine	2	3,046.4
6	Smart board	2	4,760
7	Scanner	2	462.4
8	Speaker	8	99.00
9	Biometry Machine	1	40.8

10	Router	1	8.16
Total		61	16,719.57



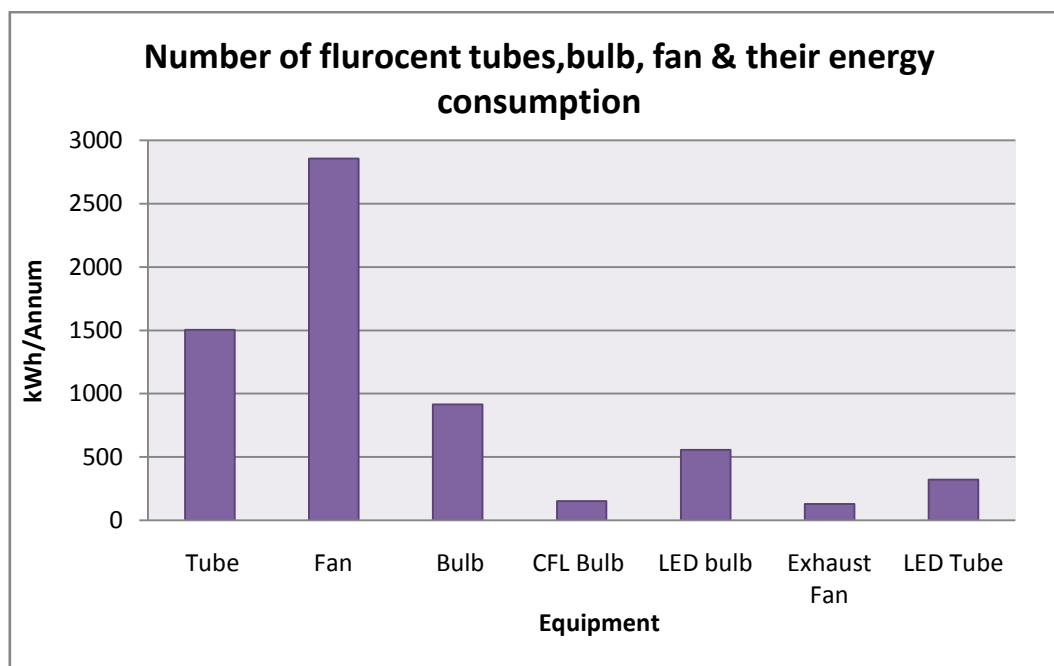
Graph No. 3.2: Electronic Appliances and their energy consumption (kWh/Annum) at all departments, Computer Laboratories and Administrative room in the college.

In this section included the Administrative room, all departments and computer laboratories etc. of the college and their energy consumption. All the electronic appliances in every department's consume energy is 16,719.57 kWh/Annum. In electronic appliances, number of Smart board is (2) than Computer, Printers, Laptops, LCD projectors and Xerox machine hence the energy consumed by Smart board is also maximum i.e. (2) 4,760 kWh/Annum. Followed by Computers (22) 3,272.5 kWh/Annum, Xerox Machine (2) 3,046.4 kWh/Annum, Printer (10) 2,890 kWh/Annum, LCD Projector (3) 1,473.9 kWh/Annum, Laptop (10) 666.4 kWh/Annum, Scanner (2) 462.4 kWh/Annum respectively. Similarly, to analyze the electricity consumption, lights and fans were also considered.

Table No. 3.3: Number of fluorescent tubes, bulbs and fans and their energy consumption (kWh/ Annum) at all departments in the college

Sr. No.	Equipments	Number	kWh/Annum
1	Tube	65	1,502.8
2	Fan	40	2,856
3	Bulb	60	913.92
4	CFL Bulb	10	152.32

5	LED bulb	16	554.88
6	Exhaust Fan	2	129.47
7	LED Tube	21	319.87
	Total	214	6,429.26



Graph No.3.3: Number of fluorescent Tubes, bulbs and fans and their energy Consumption (kWh/ Annum) at all departments in the college

Maximum use of energy is for lightning and fans in all the buildings. The total number of ceiling Fan is 40 and their electricity consumption is 2,856 kWh/Annum. In the building, total number of Fluorescent tube 65 and bulbs are 60 and their electricity is consumption 15.02.8 kWh/Annum, 913.92 kWh/Annum. Followed by LED bulb (16) 554.88 kWh/Annum, LED Tube (21) 319.87 kWh/Annum, CFL Bulb (10) 152.32 kWh/Annum, Exhaust Fan (2) 129.47 kWh/Annum, respectively.

4. Key Observations:

- The total energy consumption of college is 33,088.732 kWh/Annum
- Highest consumption of energy is by Electronic appliances i.e. 16,719.56 kWh/Annum.
- The energy consumption of Electronic appliances like computers, printers, etc. is more than major equipment and fluorescent lamps.
- The replacement of florescent tube by LED can be beneficial for solving electricity consumption issue.

Chapter IV

Summary and Conclusion

Summary:

Energy Audit is one of the important tools to check the balance of natural resources and its judicious use. Energy auditing is the process of identifying and determining whether institutional practices which are eco-friendly and sustainable. It is a process of regular identification, quantification, documenting, reporting and monitoring of environmentally important components in a specified area.

The Department of Environmental Science, Shivaji University, Kolhapur has conducted an “Energy Audit” of The New Miraj Education Society’s Kanya Mahavidyalaya, Miraj in the academic year 2021-22. The main objective to carry out energy audit is to check the Energy Audit practices followed by college and to conduct a well-defined audit report to understand whether the college is on the track of sustainable development.

After completing the audit procedure of college for Energy Audit practices, there are following conclusions, recommendations and Energy Management Plan (EMP) which can be followed by college in future for keeping campus environment friendly.

Conclusion:

From the Energy Audit, following are some of the conclusions which can be taken for improvement in the campus.

1. Installation of solar panels provides ample amount of electricity. Such solar modules should be installed wherever possible in the campus.
2. Use of LED lamps and Tube Lights is minimum and is to be encouraged.
3. Computer and office equipment consuming more energy in the college. The replacement of old equipment can be beneficial for solving this issue.
4. The replacement of florescent tube by LED can be beneficial for solving electricity consumption issue.

Recommendations:

Following are some of the key recommendation for improving campus environment:

1. An environmental policy document has to be prepared with all the recommendations and current practice carried out by college.
2. The college should develop internal procedures to ensure its compliances with environmental legislation and responsibility should be fixed to carry out it in practice.
3. Electrification of street lights by solar power should be encouraged.
4. Installation of sensor based electrification items like fans, lights, etc. can save electricity.
5. Installation of solar panels and rain water harvesting system to every terrace of building will be useful in conserving the natural resources.
6. Regular checkups and maintenance of wire, and Electricity meter system should be done by engineering section to reduce over use, short circuit.
7. The system should develop energy conservation practices and all the population on the campus should be aware about energy conservation.

Chapter V

Energy Management Plan (EMP):

By understanding the dynamics of present situation of resource utilization and current Energy Audit practices, the Department of Environmental Science has prepared an ‘Energy Management Plan’ for The New Miraj Education Society’s Kanya Mahavidyalaya, Miraj. This plan will reveal the strengths and weaknesses and suggests remedies to develop Energy Audit campus. The EMP also gives suggestion for the priority of work to carry out.

Energy Management Plan

Sector	Strengths	Weakness	Suggestions	Priority
Electricity	<ul style="list-style-type: none"> • Availability of space for solar panel • Installation of solar panels provides ample amount of electricity. 	<ul style="list-style-type: none"> • Insufficient use of solar energy for electricity generation. • Unnecessary use of lights, fans and computers at some places when no one is using. 	<ul style="list-style-type: none"> • Electrification of street lights and classrooms by solar power. • Installation of sensor based electrification for fans, lights, etc. Use of solar pumps for water tanks. • Use of electricity efficient equipments for office use. • Installation of solar panels on the top of building can reduce the use of conventional energy. 	Medium